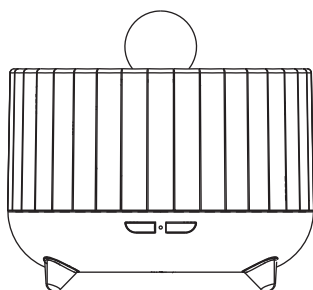
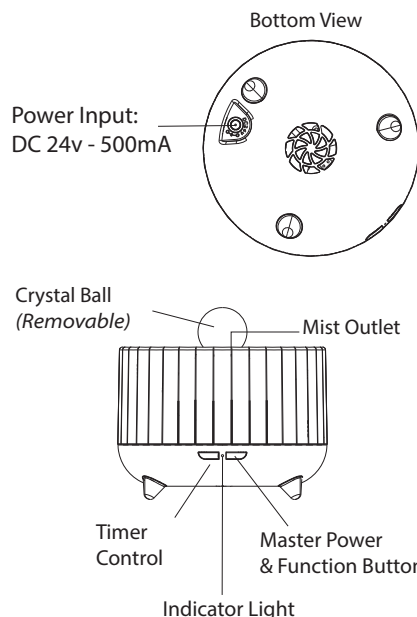




# Candyl Oracle



## User Manual



Remove top and fill reservoir with water to the max fill line . Dilute in essential oils or other fragrances, as desired.

Plug in with the supplied AC adapter. Do not use other power adapters unless they have the same voltage and current of 24v 500mA.


Place a crystal ball on the holder on the top of the device. The diffuser can be used with or without a crystal ball present.

### OPERATING INSTRUCTIONS:

Candyl Oracle can be operated using the buttons on the device or with the included remote control. See pages 6-7 for remote control operations.



**Warning:**  
DO NOT TIP OVER



### OPERATING INSTRUCTIONS



Press the On/Off button on the right to start the device in default mode - blue light with mist. A 2nd press starts color changing mode, where it can remain changing colors. Or, when the color cycles to your desired color, press the button a 3rd time to stop on the current color. A 4th press turns off colors while the mist remains on. A 5th press turns off the device, confirmed with a double-beep.

During any light mode, you can hold in the button until a beep is heard to turn off the mist while keeping the lights on. You can cycle through color modes by holding in the button again. A single non-held press restarts the mist at any time.

In any mist mode, the product will turn off automatically when the water is empty.

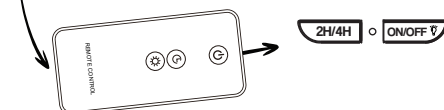
### SETTING THE TIMER




The default timer setting is off. Press the 2H/4H button to start the 2H timer. The indicator light will turn red. Press again to activate the 4H timer, indicated with green light. Pressing a 3rd time turns off the timer.

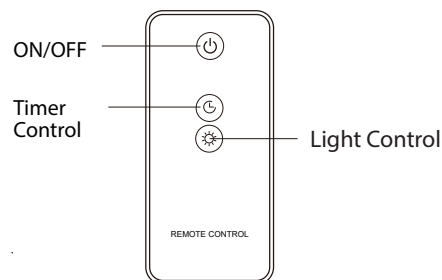
### REMOTE CONTROL

Remove pull-tab to activate battery.  
Replace with CR2025 when dead.



 Remote will only work when pointed at the buttons on the device.  
Approximate range: 15 feet or less.

### REMOTE CONTROL



ON/OFF button controls main power only.

Timer Control button cycles through the same timer settings: 2H / 4H / OFF.

Light Control button cycles through the same light settings: Blue / Color Changing / Stop on Current Color / No Color.

Turning the lights on without the mist can only be done on the device. See page 5.

### HELP & SUPPORT

Please visit  
[candyl.co/help](https://candyl.co/help)

Call us at: 310-866-3807  
Email: [contact@candyl.co](mailto:contact@candyl.co)



### WARRANTY

1-year limited warranty.  
Do not return to store.  
File claim at  
[candyl.co/warranty](https://candyl.co/warranty)  
for free replacement.



### PRODUCT DETAIL

Name: Candyl Oracle  
Type: Ultrasonic Humidifier  
Size: 6 x 6 x 4.3 in.  
(150\*150\*110MM)  
Weight: 0.75lbs / 362g  
Main materials: PP/ABS  
International Standard:  
GB4706.48-2009

Power input: 24V-2A  
Working current: 500mA  
Power: 24V-12W  
Water tank capacity: 230ml  
Spray volume: 25-30ml/H  
Country of Origin: China  
Year of Manufacture: 2024