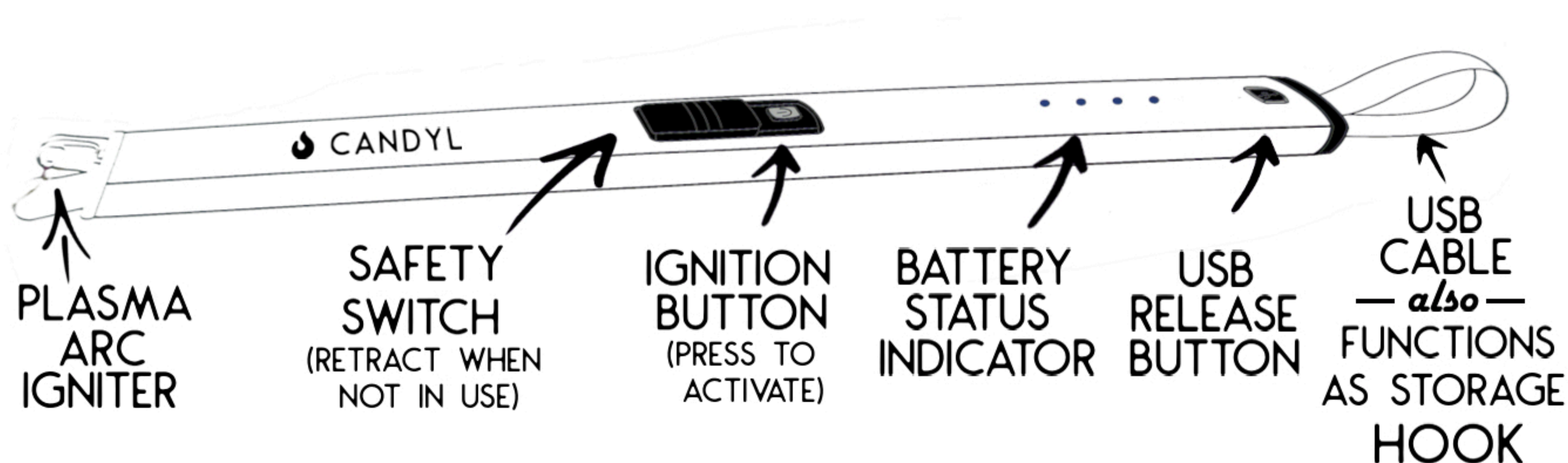



CANDYL

RECHARGEABLE ELECTRIC CANDLE LIGHTER



HOW TO USE:



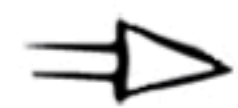
SLIDE SAFETY SWITCH TO EXPOSE IGNITION BUTTON.



PRESS AND HOLD IGNITION BUTTON TO START PLASMA ARC.



CREATE CONTACT WITH CANDLE WICK OR OTHER FUEL SOURCE TO SPARK A FIRE.



RELEASE IGNITION BUTTON AND RETURN SAFETY SLIDER TO CLOSED.



TO PREVENT RESIDUAL COMBUSTION ON THE TIPS OF THE IGNITER, CLEAN WITH A CLOTH RAG OCCASIONALLY BETWEEN USES.



LED BATTERY STATUS INDICATOR LIGHT GUIDE: (APPROXIMATE)
4 LIGHTS = 100%, 3 LIGHTS = 75%, 2 LIGHTS = 50%, 1 LIGHT = 25%
RECHARGE BATTERY WHEN LIGHTS ARE OUT OR NO SPARK IS CREATED.



TO RECHARGE, PRESS BUTTON TO RELEASE USB CHARGING CABLE.
PLUG INTO STANDARD 5V USB PORT, DO NOT EXCEED 5V / 3.1 AMP.

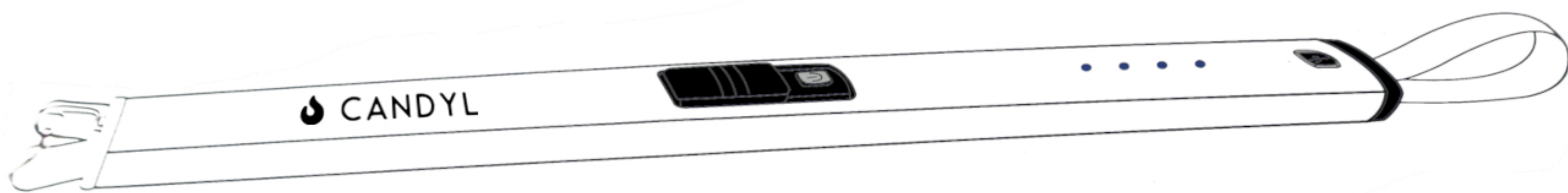


NEVER TOUCH THE EXPOSED ELECTRIC ARC.
SEE REVERSE FOR ADDITIONAL SAFETY INFORMATION.



CANDYL

FLAMELESS ELECTRIC CANDLE LIGHTER



PRODUCT FEATURES:

RECHARGEABLE BATTERY
WITH LED INDICATOR
BUILT-IN USB CABLE
HOOK FOR CONVENIENT HANGING

SUGGESTED USES:

CANDLE WICK LIGHTER
GAS STOVETOP IGNITION
WINDPROOF FIRESTARTER



IMPORTANT SAFETY INFORMATION

WARNING: INAPPROPRIATE USE COULD START AN UNWANTED FIRE.

NEVER TOUCH THE EXPOSED ELECTRIC ARC.

AVOID CONTACT WITH WATER, METAL SURFACES,
OR OTHER ELECTRICAL CONDUCTORS WHEN IGNITER IS ACTIVE.

NOTICE: CARBON BUILDUP FROM SOOT, WAX, OR WICK PARTICLES
CAN ACCUMULATE AND IGNITE ON THE TIPS.

USE CAUTION TO ENSURE NO RESIDUAL FLAME IS EXPOSED TO A
FLAMABLE SURFACE AFTER EACH USE WHEN RETURNING TO STORAGE.

CLEAN TIP WITH RAG AFTER USE TO PREVENT FLAMMABLE BUILDUP.

DO NOT EXPOSE TO TEMPERATURES OVER 120°F / 50°C.

THIS PRODUCT IS NOT A TOY AND COULD PRESENT DANGER TO CHILDREN.

MADE IN CHINA
imported by CANDYL LLC

candyl.co
candles | diffusers | essential oils

THE CANDLE
Re-invented